



# Student Support Services FY24 Budget Request

**Needham School Committee  
December 20, 2022**



# Challenging Context Driving Budgetary Needs

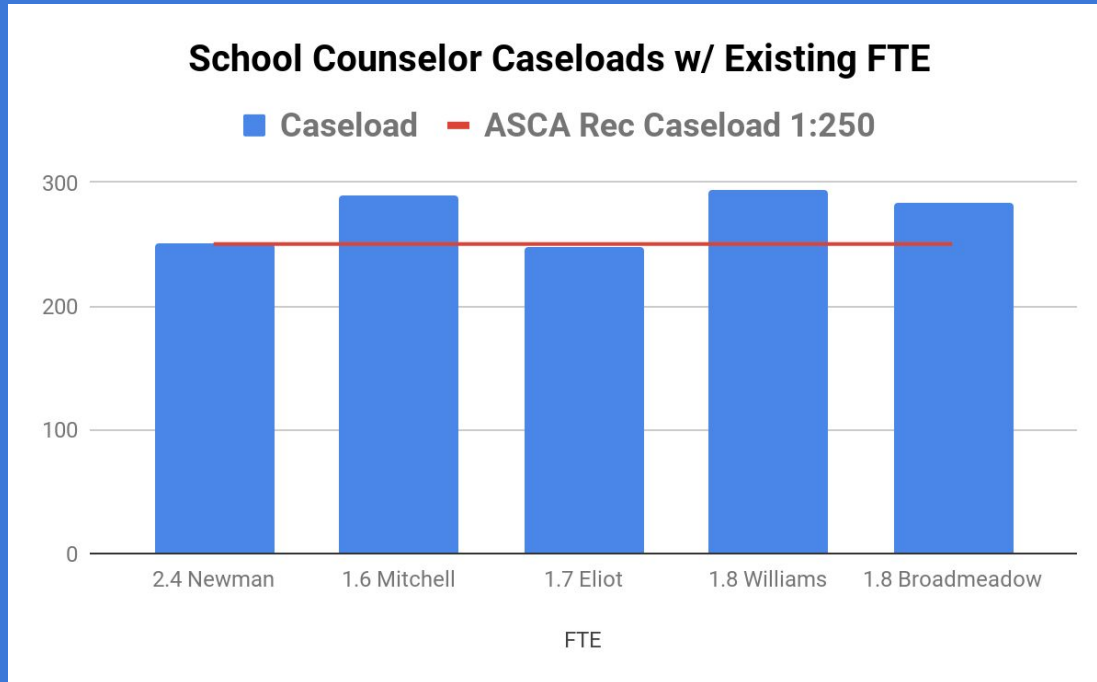
- ❑ Academic, health, social-emotional, and mental health needs of students have increased in the aftermath of COVID-19
- ❑ Higher levels of trauma and anxiety leading to more conflicts, less impulse control, and heightened behavioral issues
- ❑ Limited access to services beyond the schools
- ❑ Homeless student population has increased from 9 to 24 since 2020; many are refugees requiring English Language Education & counseling services
- ❑ Increased number of English Learners with complex needs including homelessness, refugee status, and dual diagnosis of EL and disability
- ❑ Increased special education enrollment & referrals at all levels
- ❑ Staffing shortages

# Needham Youth and Family Services Reports Significantly Higher Needs

---

- Youth are presenting with significant mental health needs including severe anxiety and depression, suicidal ideation, eating disorders at a much younger age, and substance misuse.
- Long waitlists for mental health services
- Referral agencies (e.g. Interface & MetroWest Care Connection) are overwhelmed by current needs
- Many mental health providers are only seeing clients virtually or are not in the immediate area
- Families are resorting to emergency services for screening and evaluations because of the lack of services and high risk for harm

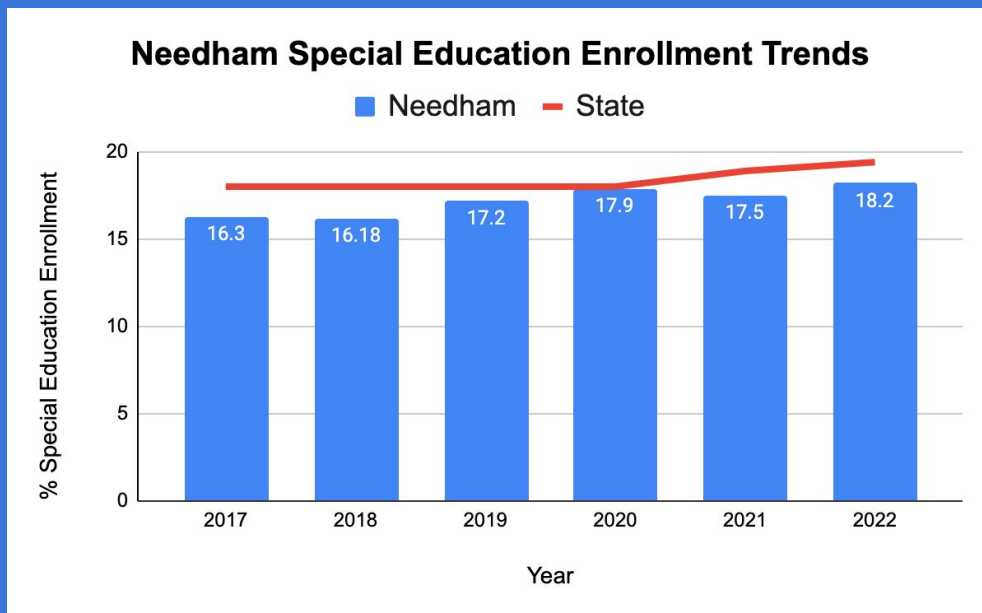
# School Counselors supporting more students and higher acuity of needs



## Role of School Counselors

- Whole Class Lessons
- Small Group Lessons
- Individual and small group intervention
- Behavioral Support
- Family Support & Outreach
- Community Outreach
- 504 Plans
- Special Education IEPs

# Increased special education enrollment & referrals



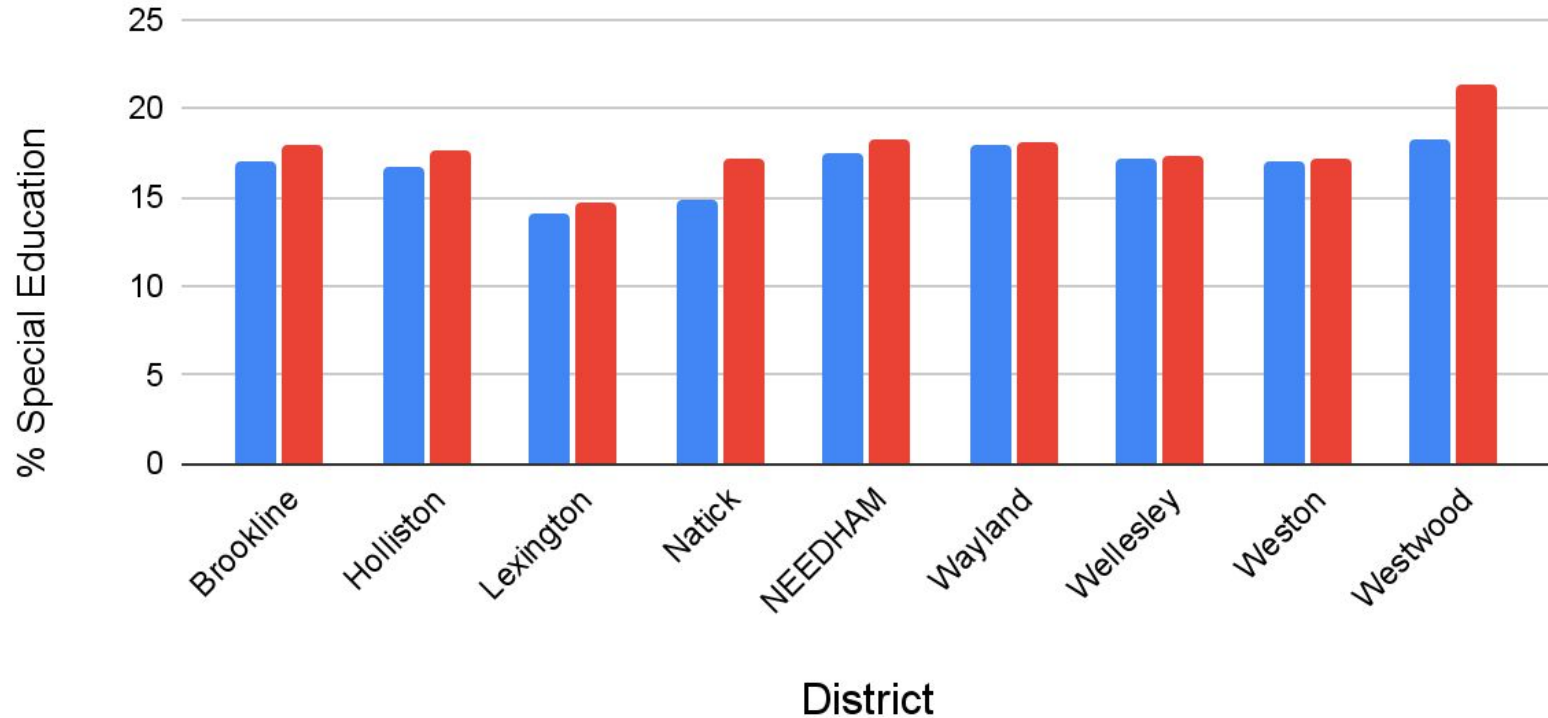
Special Education Enrollment has increased similar to other districts

31 students with IEPs moved into Needham this school year

80 referrals since August 2022

# % of Special Education: District Comparison

2021 2022



# Preschool

- Needham Preschool
  - 8 Half Day Integrated Classrooms
  - 2 Substantially Separate Classrooms
  - 1 Intensive Learning Classroom (ILC)
  - Related Services Only (“Walk-ins”)
  - Screening & Evaluation



# Preschool 2022-2023 Enrollment

---

## Integrated Classroom Special Education Students

- Capacity for 64 Tuition/Typical Peers (64 currently enrolled)
- Capacity for 56 Special Education Students (50 currently enrolled)
- 22 Active Referrals (6 openings)

## Intensive Learning Center (ILC) Students

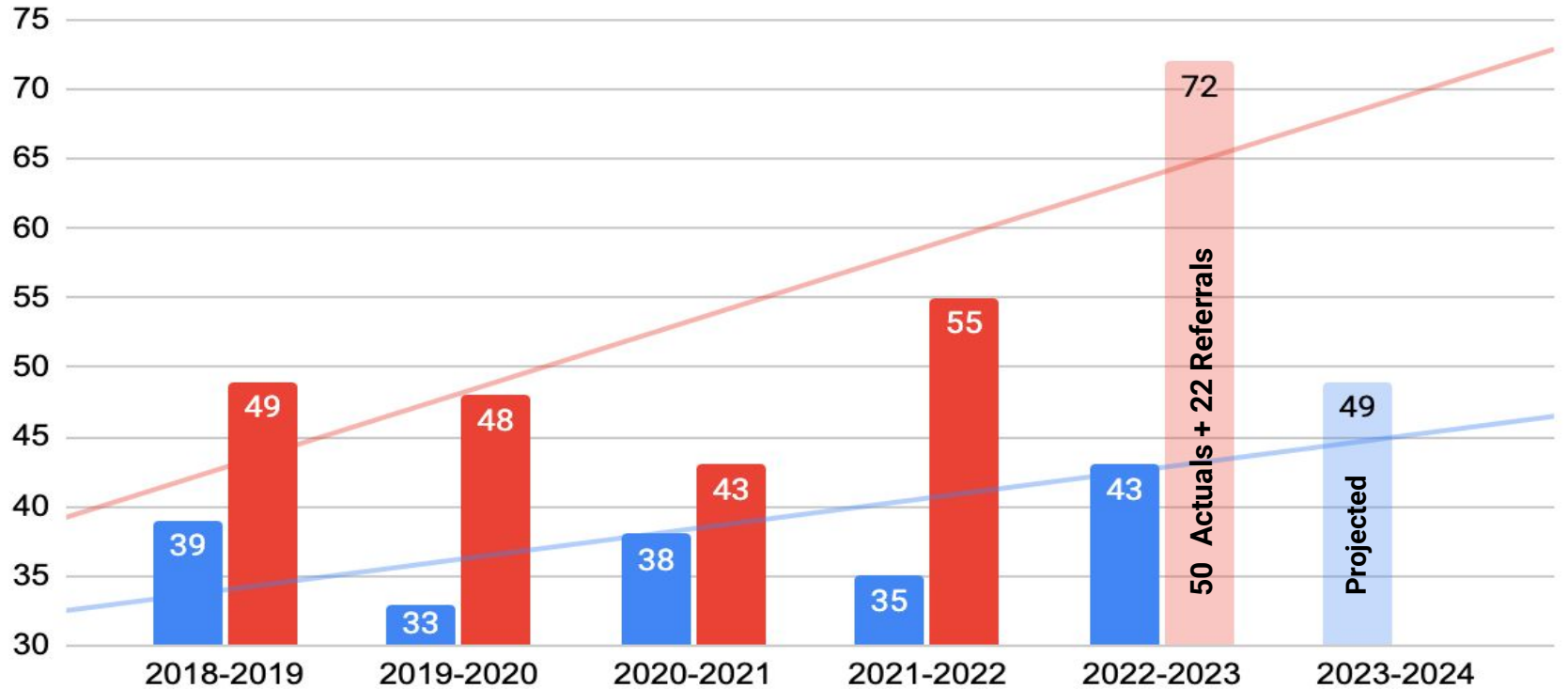
- 8 Current Students
- 2 Incoming Students
- 3 Students Currently Not Attending (Family Decision)
- 3 Referrals Pending





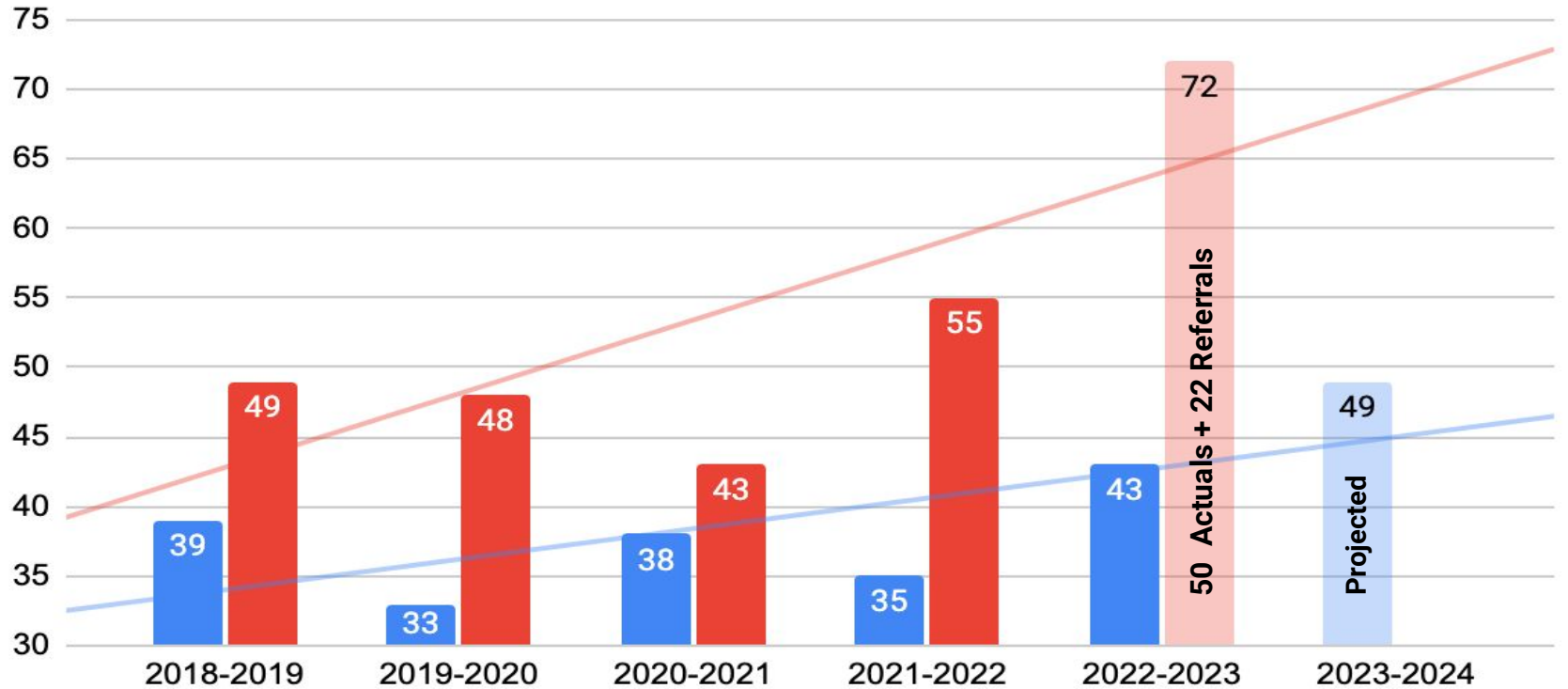
# Preschool Special Education Enrollment

■ September ■ June



# Preschool Special Education Enrollment

■ September ■ June



# Budget Requests Address Preschool

---

- New Integrated Classroom (enrollment)
  - 1.0 Special Education Liaison
  - 1.6 Teaching Assistants
  - .4 Speech Pathologist
- .6 Psychologist (evaluation and behavioral support)
- 1.0 Intensive Learning Center (ILC) Program Specialist
- 1.6 Teaching Assistants (enrollment)

# K-8 Special Education Overview

## Inclusion Services

### Various service delivery models at all levels

- Consultation Services
- Direct Service
- Skills Centers

### District Wide Specialized Programs

- Connections
- Intensive Learning Center
- Language Based Programming
- Insight/Bridges (Middle School)

## Related Services



# Increased Needs: Specialized Programs

## Intensive Learning Center (ILC)

- 6 Classrooms (4 Elementary, 1 Middle, 1 High School)
- 44 students in the program (+ **8 students** in program this year over last year)
- Students in the ILC require a high level of staffing, often 1:1 or 2:1

## Connections

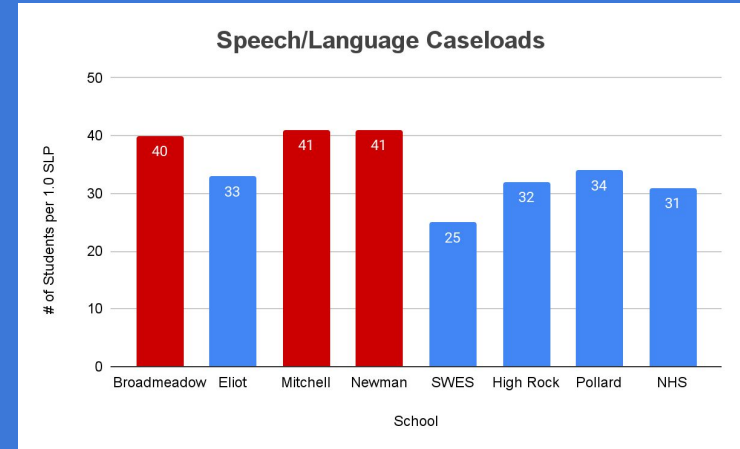
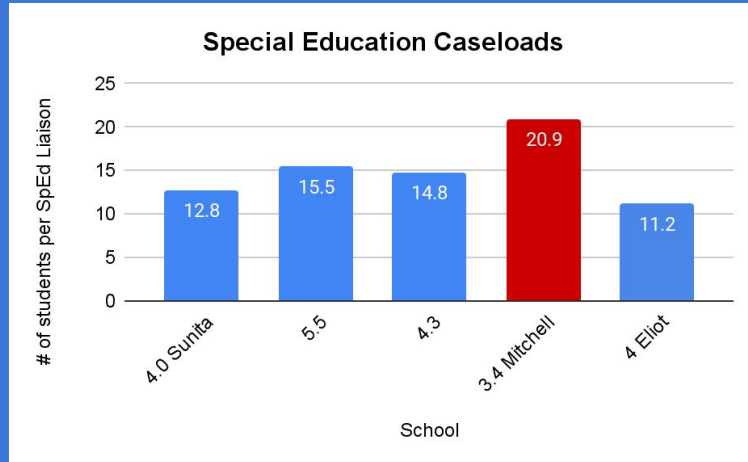
- 3 Classrooms (1 Elementary, 1 Middle, 1 High School)
- 51 students in the program across the District



# Increased Caseloads & Staffing Needs

Special Education Liaisons, Related Service Providers, and BCBA's are needed to address increased special education enrollment & acuity of need

Staffing Agencies to address unfilled positions or unanticipated service needs



# Budget Requests Address K-8 Special Education

---

## Specialized Programs

- 1.0 SLP Assistant (MES, POL, ILC)
- .3 BCBA Newman (ILC)
- .2 SLP Newman (ILC)
- .09 Physical Therapist (ILC)
- 1.0 SpEd Liaison (POL ILC)
- 2.0 Teaching Assistants (POL ILC)
- 1.0 Program Specialist Connections

## Inclusion

- 1.0 SpEd Liaison Mitchell
- .5 Counselor SWES, Eliot
- .2 COTA

# Budget Requests Address High School Special Education

## Post Graduate Program

9 students

- .5 SpEd Liaison
- TA Salary Reallocation offset

## Inclusion Services

- .8 SpEd Liaison
- TA Salary Reallocation offset

## Psychological Evaluations

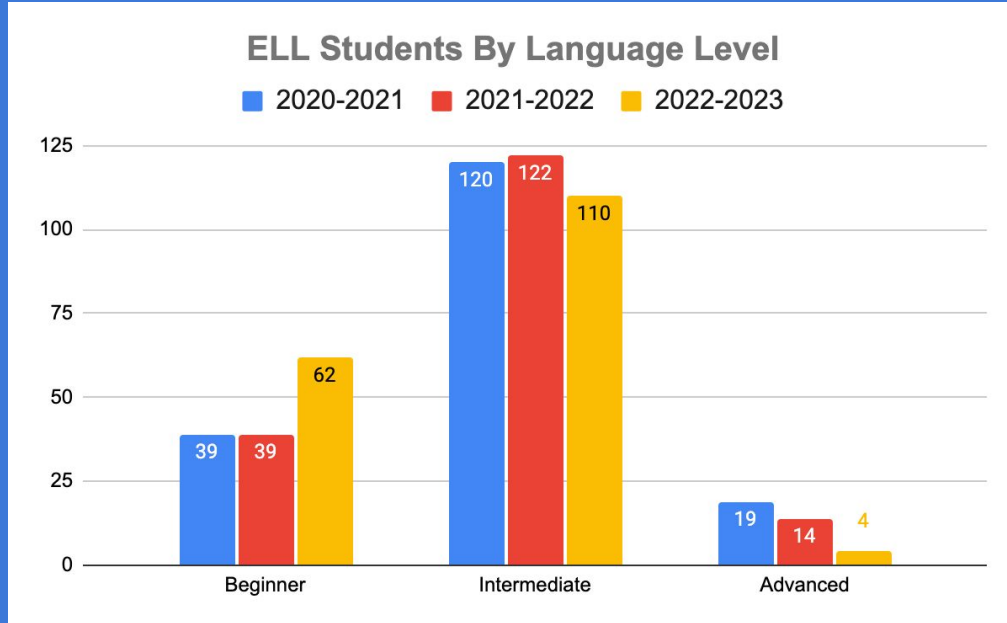
*Meet evaluation demands at NHS, OOD, and private school placements*

- .2 School Psychologist





# English Language Education (ELE/ELL)



*High School Beginners up from 2 to 9*

Many more students entering at beginner language level requiring higher level of EL services

17 refugee students fleeing war or unsafe living conditions

26 Dual Diagnosed ELL and SpEd Students

20 ELL are homeless, most doubled up with relatives or family friends

20 ELL and Low Economic Status

# Budget Requests Address English Language Learner Needs

- .3 ELL High School Teacher
- 1.0 ELL Teaching Assistant





Questions